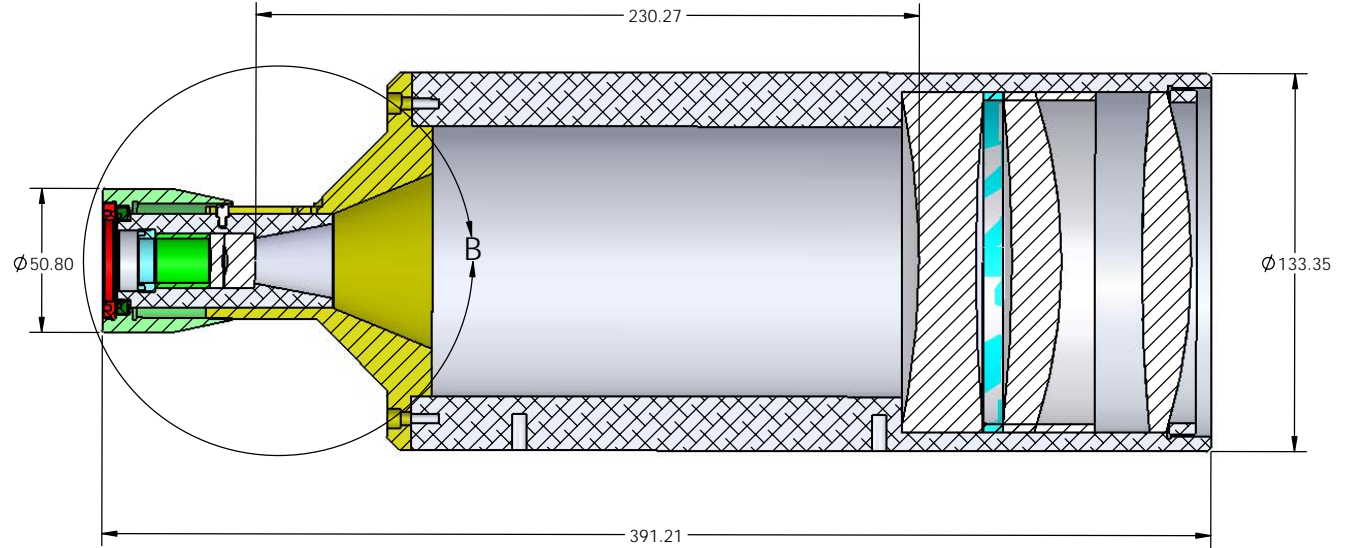
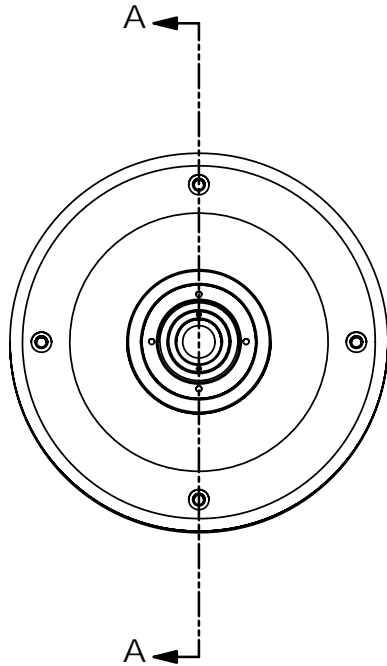
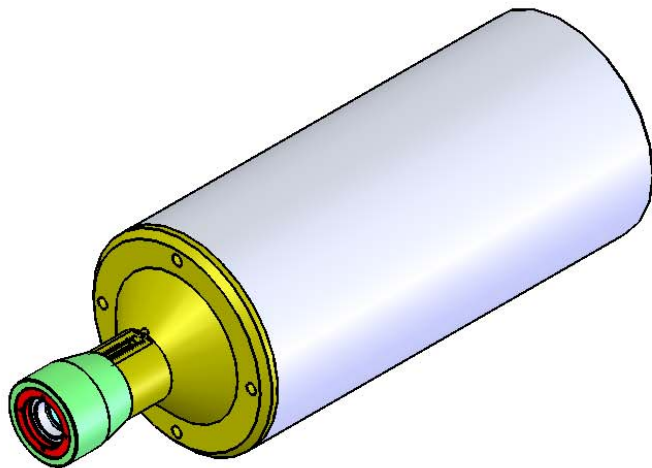


NOTES, UNLESS OTHERWISE SPECIFIED:

REVISIONS				
ZONE	REV.	DESCRIPTION	DATE	APPROVED
	A	ADDED VIEWS, REVISED DWG. FORMAT AND B/M	7/22/2008	S.F.



SECTION A-A
SCALE 3 : 4



PROPRIETARY AND CONFIDENTIAL
THE INFORMATION CONTAINED IN THIS DRAWING IS THE SOLE PROPERTY OF SPECIAL OPTICS. ANY REPRODUCTION IN PART OR AS A WHOLE WITHOUT THE WRITTEN PERMISSION OF SPECIAL OPTICS IS PROHIBITED.

		UNLESS OTHERWISE SPECIFIED:		NAME	DATE	MODEL NO:	50-100-40X	
		DIMENSIONS ARE IN INCHES		DRAWN BY	L.R.	06-03-05	TITLE:	
		TOLERANCES		CHECKED			BEAM EXPANDER	
		ANGULARS MATCH #1 DEG.		ENG APPR			ASSEMBLY	
		TWO PLACE DECIMAL $\pm .05$		MFG APPR			SIZE	REV
		THREE PLACE DECIMAL $\pm .003$					C	A
		FOUR PLACE DECIMAL $\pm .0005$					13851-00	
		INTERPRET GEOMETRIC TOLERANCING PER ANSI Y14.5, 1994					SCALE: 1:2	WEIGHT:
		MATERIAL:						SHEET 2 OF 2
		FINISH:						
		APPLICATION		DO NOT SCALE DRAWING		CAD MODEL:		
		NEXT ASSY		USED ON				

